

N^o 5207



A.D. 1903

(Under International Convention.)

Date claimed for Patent under Patents Act, 1901,
being date of first Foreign Application (in } 29th Dec., 1902
United States),

Date of Application (in the United Kingdom), 5th Mar., 1903

Accepted, 4th June, 1903

COMPLETE SPECIFICATION.

Apparatus for Displaying Advertisements.

I, WILLIAM BRITAIN, Junior, of Rocklea, Muswell Hill, in the County of Middlesex, Manufacturer, do hereby declare the nature of this invention and in what manner the same is to be performed, to be particularly described and ascertained in and by the following statement:—

5 According to this invention a disc or plate, on which are advertisements, is caused to revolve on pressure being applied to a table or platform.

In the case of a table preferably the top of the table is made with some portions transparent and the plate revolves intermittently beneath it, moving first one and then another advertisement under the transparent portions.

10 The table illustrated in the drawings is made in accordance with my invention.

Figure 1 is a section on the line A—A Figure 2, and Figure 2 is a plan with the table and disc removed.

Figure 3 is a section to a larger scale on the line B—B Figure 1, and Figure 4 shows the controlling mechanism in another position.

15 Figure 5 shows another method of arranging the weights.

1 is the table mounted on bars 2 carried at their inner ends by uprights 3 attached to a foot step bearing 4 on the underside of which is the piston 5 of a cylinder 6 filled with glycerine. On the outer ends of the bars 2 are projections 7 sliding in guides 8 in the horizontal arms 9 on the main supports 10, the upward movement of the table being limited by collars 11 on the projections 7. The frame carrying the disc 12 is supported by a spindle 13 free to turn in the foot-step bearing 4. A sleeve 14 having a helical screw on its outside surrounds the spindle 13 and a crown wheel 15 on the sleeve engages with a pin 16 on the spindle 13.

25 A tubular counterbalance weight 17 is free to move up and down on the main supports 10 and is attached to the ends of levers 18 pivotted at 19 on the arms 9, the other ends engaging by means of rollers 20 with the underside of the bars 2, so that as the table is pressed down the weight 17 is raised. On the sleeve 14 and gearing with the helical screw thereon is another weight 21 carrying projections 22 which engage with the weight 17 on its movement upwards causing the weight 21 to be also moved upwards.

30 When pressure is put on the table the underside of the bars 2 press down the ends of the levers 18 causing the weight 17 to rise and at the same time to carry

[Price 8d.]



Britain's Apparatus for Displaying Advertisements.

the weight 21 upwards with it. If the pressure is removed from the table the weight 17 descends leaving the weight 21 behind. The weight 21 now descends causing the sleeve 14 to turn and as the crown wheel 15 engages with the pin 16 the spindle 13 and the disc 12 on it are caused to revolve. The piston 5 of the cylinder 6 containing glycerine prevents the movement of the table from being too rapid.

When it is desired to make the motion of the disc intermittent the mechanism described below may be used. On the underside of the frame carrying the disc 12 are projections 23 which engage in turn with a pin 24 on a pivotted lever 25 connected by a link 26 to another pivotted lever 27.

The lever 25 is attached by a link 28 to one plate 29 of bellows, the weight of the plate being sufficient to draw the levers 25 and 27 into the position shown in Figure 2.

In the other plate 30 of the bellows is a valve 31. 32 is a pivotted pawl which prevents any return motion of the disc.

The plates 29 and 30 are hinged together at their base and the plate 29 always tends to fall away from the other.

When the lever 25 is turned by the weight of the plate 29 the projection 23 engaging with the pin 24 is freed and the disc 12 allowed to turn. As it turns the next projection 23 engages with the lever 27 closing the bellows, as is shown in Figure 4, when the projection is freed from the lever 27 and engages with the pin 24.

Figure 5 shows a method of allowing the weight 21 to be freed and descend although the weight 17 does not descend. In place of the projections 22 pawls 33 are provided which engage with the weight 17 until they are pushed out of connection by fixed stops 34 allowing the weight 21 to descend.

The apparatus described illustrates one method of carrying out this invention and I do not wish to be limited in any way to the details of the mechanism.

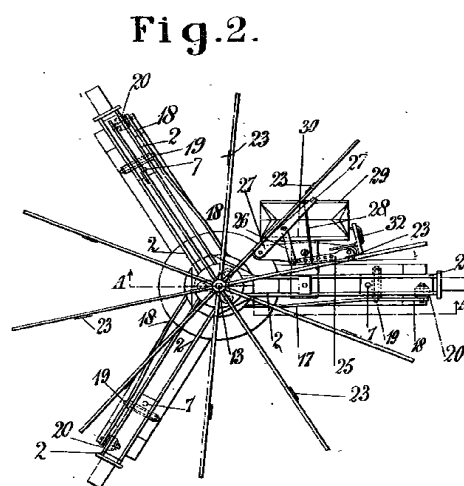
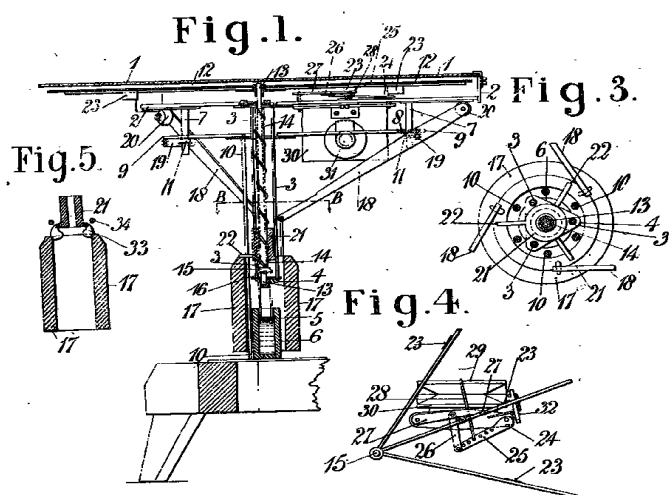
In the claims the word table is intended to include platforms and the like.

Having now particularly described and ascertained the nature of my said invention and in what manner the same is to be performed I declare that what I claim is:—

1. A table having beneath it a plate carrying a series of advertisements which revolves on pressure being applied to the table substantially as described.
2. A table having beneath it a plate carrying a series of advertisements which revolves intermittently on pressure being applied to the table substantially as described.
3. A table free to move vertically having beneath it a plate carrying a series of advertisements and a weight lifted by pressure on the table and turning the plate on its downward motion substantially as described.
4. A table, a counterbalance weight attached to the table and capable of upward movement, a plate mounted on a spindle, a sleeve surrounding the spindle and in detachable connection therewith, and another weight lifted by the counterbalance weight and turning the sleeve on its downward motion substantially as described.
5. Apparatus for displaying advertisements substantially as described and illustrated in the drawings.

Dated this 26th day of February 1903.

W. BRITAIN JR.



This Drawing is a reproduction of the Original on a reduced scale;

BIRMINGHAM
F.F.E.
STANLEY

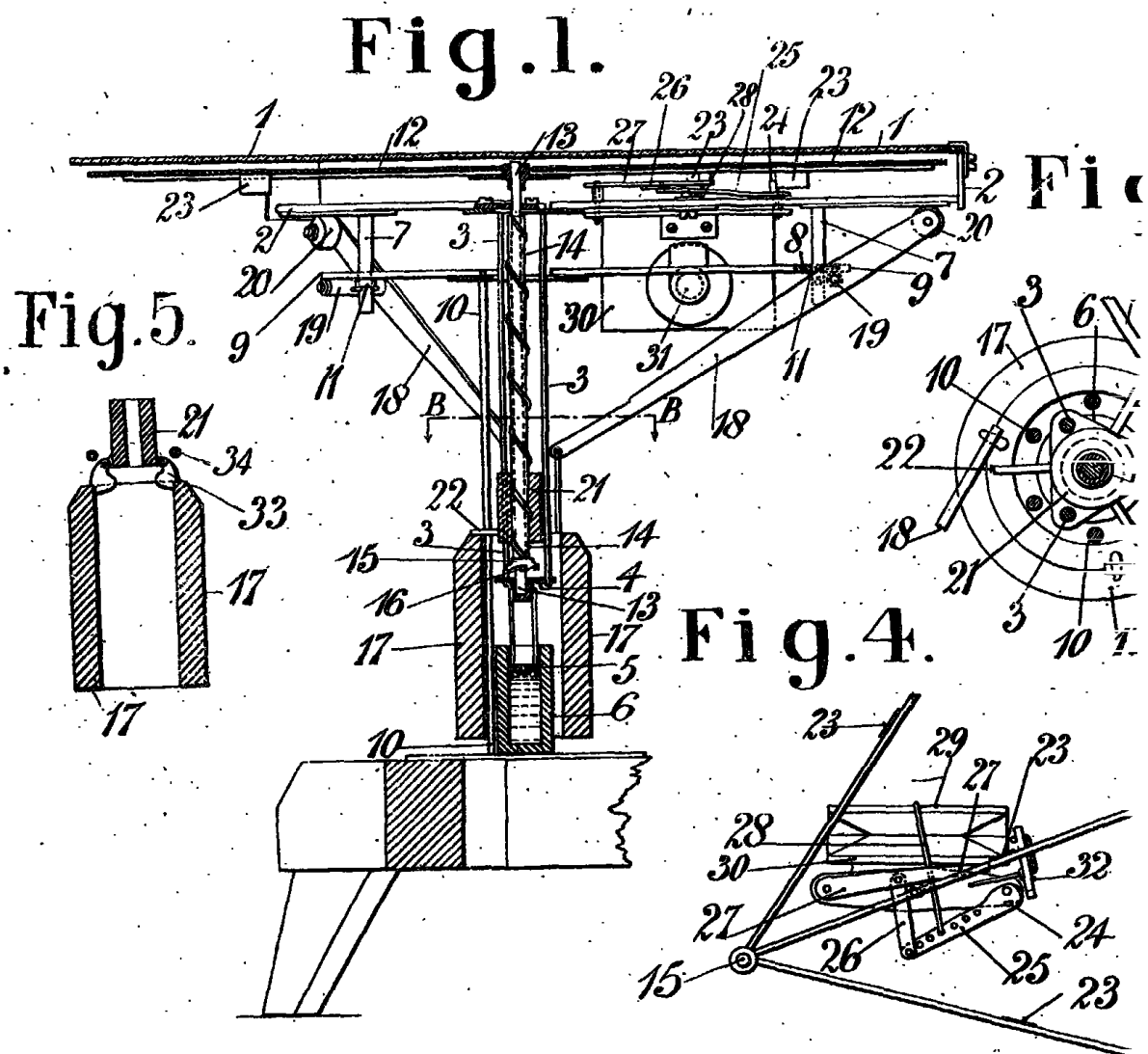
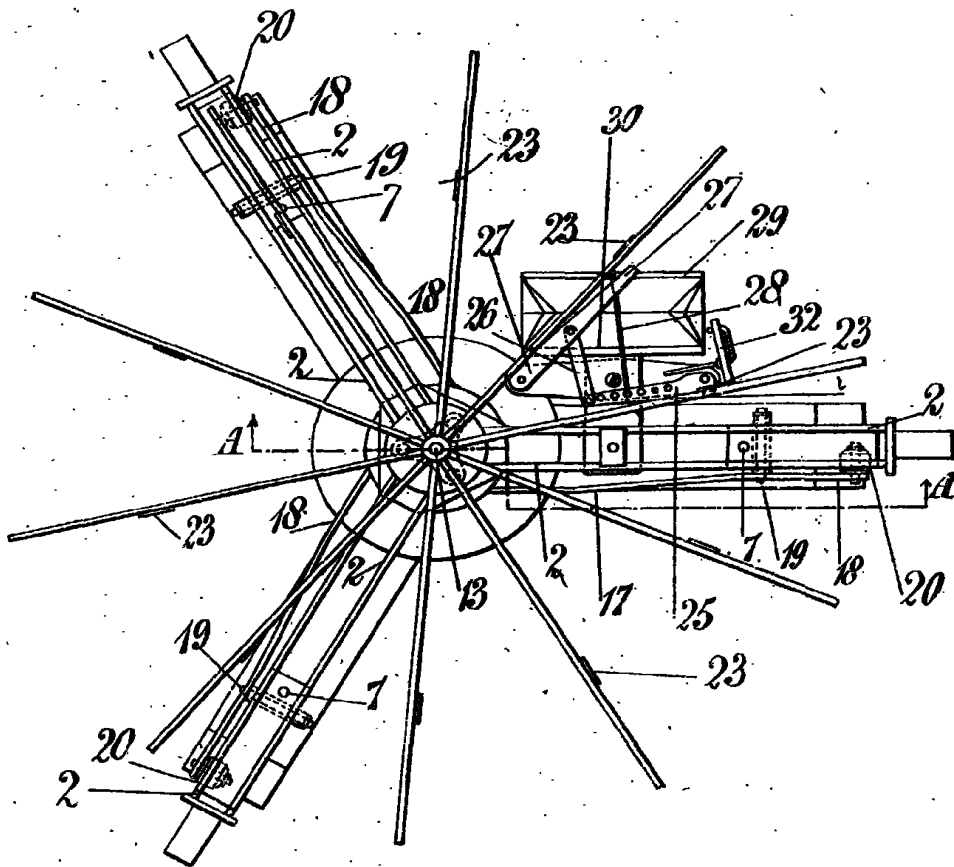
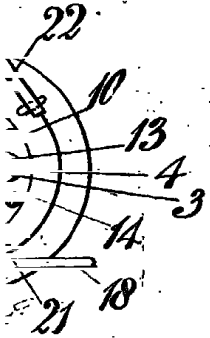


Fig. 2.

Fig. 3.



[This Drawing is a reproduction of the Original on a reduced scale]

BIRMINGHAM
FEB 18 1894